

Quickbooks Utility 2.1 for Axys™ -

Quickbooks 2.1 management fee utility allows an Axys™ user to post fees and/or payments directly to Quickbooks™. During the posting process the utility creates any new customers, creates invoices, and receives payments. A fee reconciliation process displays exceptions between the two systems.

Accounts can be linked to existing customers in Quickbooks™ or they can automatically be created as new customers in Quickbooks™. Existing Axys™ data can be used to populate any field in Quickbooks™, including custom fields.



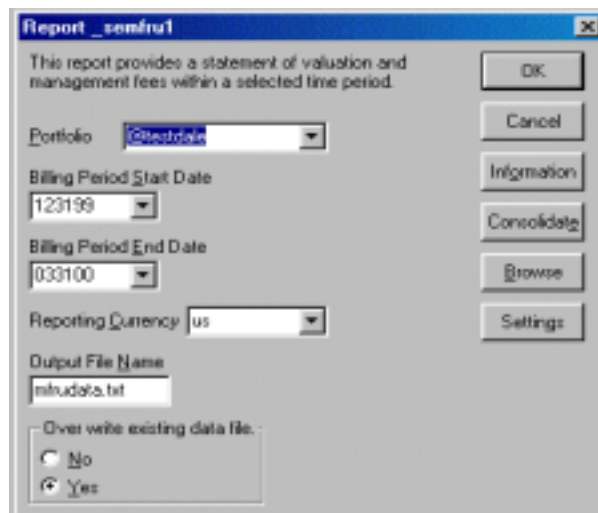
- Run Compare: The compare process is used to audit Quickbooks™ to Axys™. It generates an exception report highlighting differences between the two systems related to payment receipts.

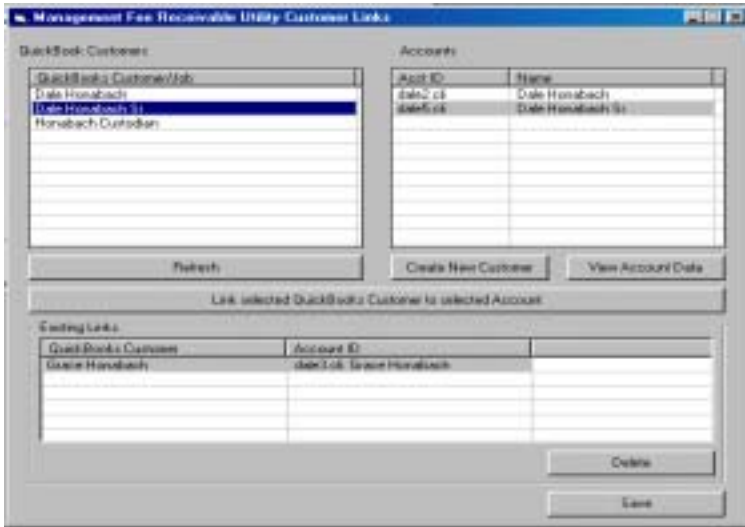
Main Menu:

This is where you initiate the invoice import, payment import, compare or change management settings.

- Run Invoice Import: The import invoice process launches the custom billing report for calculating the management fees. These fees are then processed into Quickbooks™ to create Invoices.
- Run Payment Import : The Run payment import launches a custom report to calculate paid fees. These payments are then processed into Quickbooks™.
- Manage Settings: This is where accounts are linked to new or existing Quickbooks™ customers. This would be used during the initial set-up process, and then would be initiated in the import process if an account was found to not have a link.

Axys Report Dialog Box: Quickbooks Utility uses a modified billing report as shown to create the import file that is used to create invoices and cash receipts in Quickbooks™. There is also an option to roll all the accounts in a group into one invoice as individual line items.

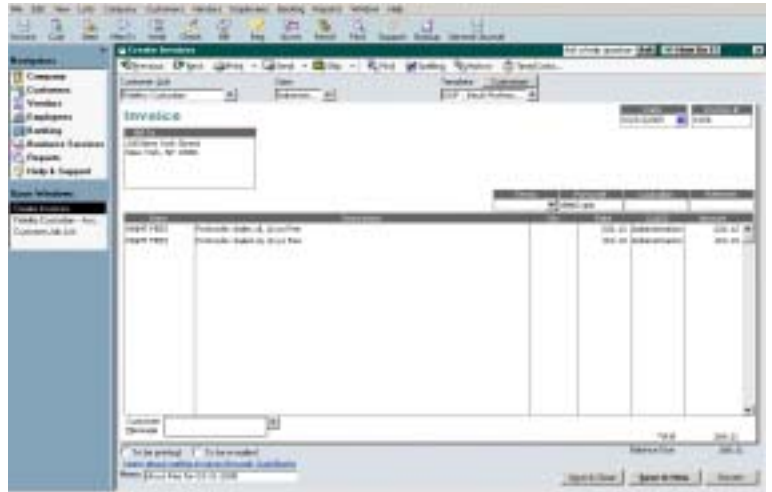




Customer Links View/Mgt settings view:

This is where new unlinked accounts are linked to existing Quickbooks customers. New Quickbooks accounts be created in this view.

Quickbooks Invoice: This invoice was created by the Quickbooks Utility. The example shown shows multiple accounts on one invoice.



Features:

- Creates new customers in Quickbooks™
- Processes receivables in Axys™ to payment receipts in Quickbooks™
- Creates a Compare report for auditing results
- Custom Axys™ fee payment report included
- Custom Axys™ modified billing report included as part of base cost
- Custom Axys™ compare report

Recommended requirements:

- Axys version 3.x or higher
- Axys single user or network version
- Windows 98, NT, Win2000 and XP
- Requires modified billing report (1 included with package)
- Works with Quickbooks™ Pro

Client Server Specialists, Inc.
901 East 8th Avenue, Suite T001
King of Prussia, PA 19406

Contact: Michael Herrera
 Sales Manager
 mherrera@cssi.org

Phone: 610-992-9287
 Fax: 610-992-9289
 www.cssi.org